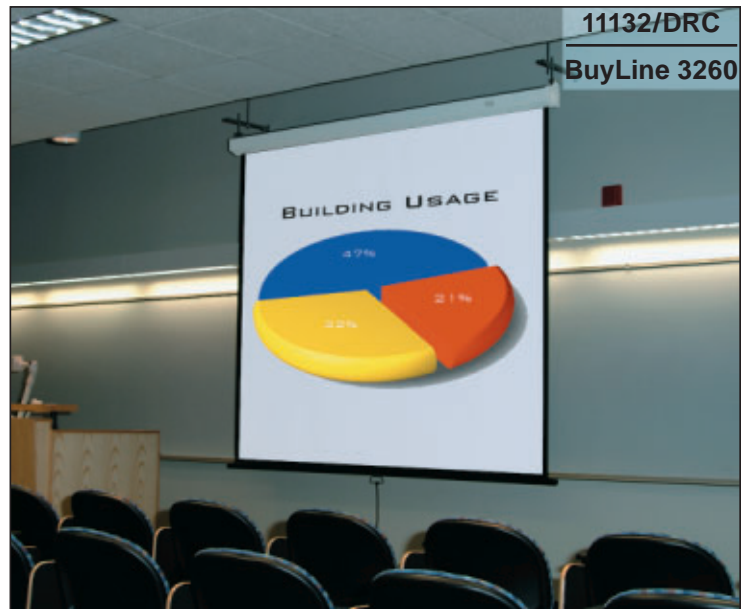



Luma

Spring-roller projection screen for the classroom.

The Luma projection screen is attractive and dependable in the classroom or conference room. Its case and endcaps have a scratch-resistant, white polyester finish. Heavy gauge endcaps form universal hanging brackets for attachment to wall, ceiling or map rail hooks.

Your choice of a conventional viewing surface: fiberglass matt white, glass beaded or High Contrast Grey. For all sizes 70" wide and larger, or any size shipping with wall extension brackets, a pull cord is factory attached.



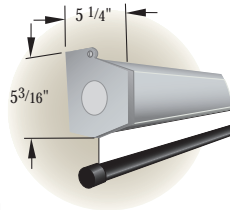
Iowa State University, College of Engineering, Hoover Hall, Ames, IA. Photography by VanderWerf Photography Inc., Waterloo, IA.

Luma 2

Heavy-duty spring roller projection screen.

The Luma 2 is an attractive and practical choice wherever a large spring-roller screen is required. Simple in design and rugged in construction, the Luma 2 is housed in a white steel case with matching heavy-gauge endcaps.

Fiberglass matt white, glass beaded or High Contrast Grey viewing surfaces available.



Dimensions & Data—Luma 2

AV Format					
Size H x W	Case Length	Net Wt. (lbs.)	Size	Case Length	Net Wt. (lbs.)
50" x 50"	4' 5 1/2"	23	7' x 9'	9' 3 1/4"	37
60" x 60"	5' 3 1/2"	26	9' x 9'	9' 3 1/4"	42
70" x 70"	6' 1 1/2"	29	8' x 10'	10' 3 1/4"	41
84" x 84"	7' 3 1/2"	32	10' x 10'	10' 3 1/4"	47
72" x 96"	8' 2 5/8"	32	9' x 12'	12' 3 1/4"	55
96" x 96"	8' 2 5/8"	34	12' x 12'	12' 3 1/4"	66

NTSC Video Format Sizes (4:3)					
Nominal Diagonal	Image Area H x W	Overall Size	Case Length	Net Wt. (lbs.)	
100"	60" x 80"	64" x 83 1/2"	7' 3 1/2"	32	
10'	69" x 92"	73" x 95"	8' 2 5/8"	32	
11'	78" x 104"	83" x 108"	9' 3 1/4"	36	
150"	87" x 116"	92" x 119"	10' 3 1/4"	41	
15'	105" x 140"	109" x 143"	12' 3 1/4"	55	

Case size—5 3/16" high x 5 1/4" wide. Brackets extend 5/8" above case.

Specifications—Luma & Luma 2

Projection screens, size _____ h. x _____ w., wall/ceiling mounting. Case of 22 ga. steel, flat back design, with scratch-resistant white polyester finish. Friction-free closure. Viewing surface of (fiberglass matt white/glass beaded/optional High Contrast Grey), flame and mildew resistant. Note: Matt white and glass beaded surfaces up to 10' high will be seamless.

Luma—Endcaps finished to match case, with integral roller brackets, concealing roller ends. With matching universal mounting brackets. Fabric securely attached to one-piece rigid steel roller. Bottom of viewing surface attached to weighted dowel. Saddle and pull attached to slat by screws.

Luma 2—Endcaps, finished to match case, to have integral roller brackets. Endcaps to form universal mounting brackets. Viewing surface mounted on a 1 1/4", 2 1/4" or 3" dia. rigid steel roller. Bottom of viewing surface attached to weighted dowel. Saddle and pull attached to slat by screws.

Dimensions & Data—Luma

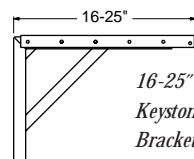
AV Format					
Size H x W	Case Length	Net Wt. (lbs.)	Size	Case Length	Net Wt. (lbs.)
50" x 50"	52 1/4"	9	84" x 84"	86 1/4"	20
60" x 60"	62 1/4"	11	72" x 96"	98 1/4"	22
70" x 70"	72 1/4"	15	96" x 96"	98 1/4"	23

NTSC Video Format Sizes (4:3)					
Nominal Diagonal	Image Area H x W	Overall Size	Case Length	Net Wt. (lbs.)	
6'	42 1/2" x 56 1/2"	46 1/2" x 59 1/2"	62 1/4"	11	
7'	50" x 66 1/2"	53 1/2" x 69 1/2"	72 1/4"	14	
100"	60" x 80"	64" x 83 1/2"	89 1/4"	17	
10'	69" x 92"	73" x 96"	98 1/4"	21	

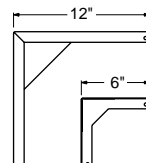
Case size—4 3/4" high x 3 3/16" wide.

System Options for Luma and Luma 2

- **Extra Drop**—Maximum total screen height of 8' for Luma, 12' for Luma 2. Surface color or black; surface color is standard on AV format screens, black on all others.
- **Black Masking Borders**—Available on AV format screens: 1 1/2" wide in sizes through 70" x 70"; 2" wide in larger sizes. All other format screens have black borders to frame image on all four sides.
- **Projected Mounting Brackets**—Heavy-gauge angle steel brackets with white epoxy powdercoat finish. 6" and 12" fixed, and 16"–25" adjustable.

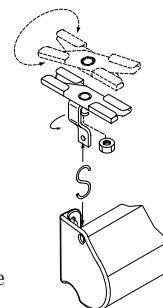


16-25" Adjustable Keystone Eliminator Brackets for Luma 2 through 8' wide and all Luma sizes.



12" Wall Brackets for Luma 2 through 8' wide and all Luma sizes.

6" Wall Brackets for all Luma 2 and Luma sizes.



T-Bar Twist Clips. Mount screens directly to T-irons supporting suspended ceilings. For Luma sizes through 70" wide.